

Online Account Access


Participants can access their Flexible Spending Account online at anytime to check account balances, see what claims have been processed, and other account activity.

- Go to www.flexcorp.com and the FLEXCORP website will open




- Click on PARTICIPANTS

- Click on Online Access



- Click on *If you have a FlexCard, Click here*

WHO IS FLEXCORP?
CONTACT US



HOME SERVICES EMPLOYERS **PARTICIPANTS** BROKERS

Online Access: Download Forms Transit Benefits Online Store Billing Welcome Center Preferred Merchants 90% Rule Merchants

Online Access for Participants

We secure all your personal information in your Flexible Spending Account. Once you choose to login, you will see a padlock in the lower-right hand of your web browser. This ensures that we are encrypting (scrambling) the information you send and the information sent to you, making it impossible for someone to intercept or steal.

- [If you have a FlexCard, Click here](#)
- [If you do not have a FlexCard, click here](#)

- Click on Create Account

Participant Portal

Welcome, please login or create an account below.


Login to your secure account



User ID:

Password:

[Forgot Password](#) | [Create Account](#)

Please contact your plan administrator for questions regarding access to this site or for questions regarding balances and statements. If you have a debit card, your administrator contact information is located on the front or back of the card. If you do not have a debit card or are having difficulty determining who your administrator is, please contact your Benefits Department or HR Manager.

This site uses only secure connections to protect your personal information. 

This site is designed for use with Mozilla Firefox , Internet Explorer 6, 7, and 8. 

- This website is sensitive to Pop-up blocking. To circumvent, enter your UserID and Password followed by pressing AND holding down the CTRL button on your keyboard when you press Login.
- When creating an account for the first time, you will need your card number and Employee ID. Please note that your Employee ID is your Social Security Number. (Enter without the dashes) MBI will only allow you to create one (1) UserID.
- Complete the Required Fields and Click Submit.

Participant Portal

Account Creation
Create a new user account.

Enter the information below to create your account. Please contact your Administrator for questions regarding access to this site or for questions about balances and statements.

Name *
First Last

Employee ID *

Employer ID *

or

Card Number *

New User ID *

Password *
Password Confirm Password

Security Word *
(Mother's Maiden Name)

Birth City *

E-mail Address

E-mail Options
 Send E-mails

Submit Cancel

* = required

Customer Service hours are Monday through Friday
from 7:30am to 5:30pm CT toll free at 888-505-4557.